




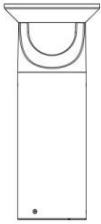




Packing List		
	Base plate templates	1PC
	Screw fixing plate	1PC
	Screw M5x16	5PCS
	Screw M8	3PCS
	Nut M8	3PCS



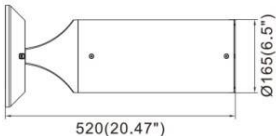
0.5m




0.9m



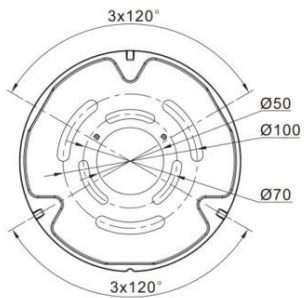
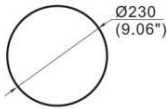
Physical Dimensions(mm/inch)



0.5m



0.9m

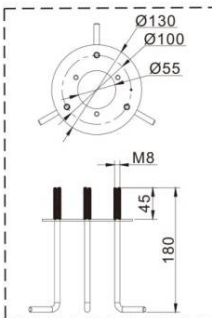
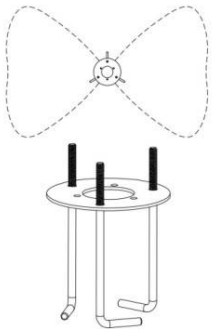


Installation

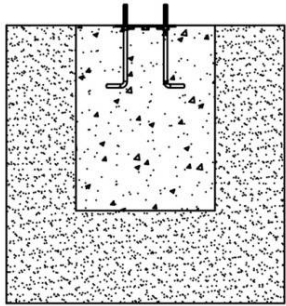
①



②

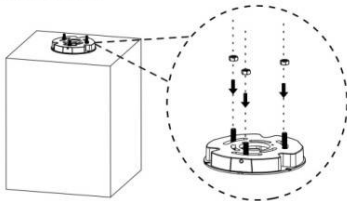
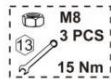
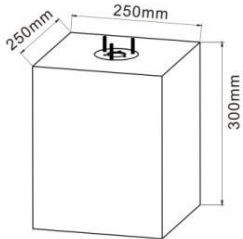


③

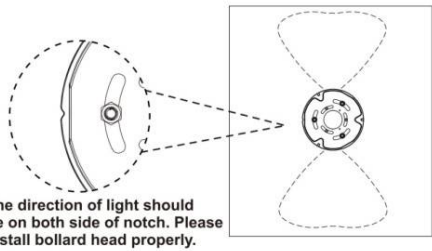


Suggested cement column size:

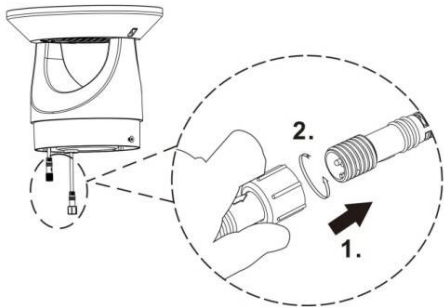
④



⑤



⑥



⑦

